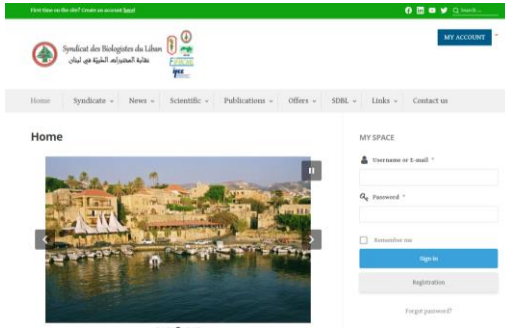


HOW TO CONNECT TO THE SITE?

1. Go to: www.sdblb.org



2. Enter your Username (or E-mail) and Password in **"MY SPACE"**:



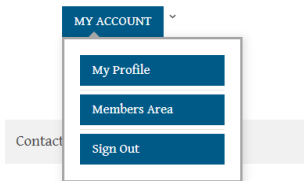
3. Click on **"Remember me"** to avoid entering your credentials on each connection.


4. Click on **"Sign In"**.

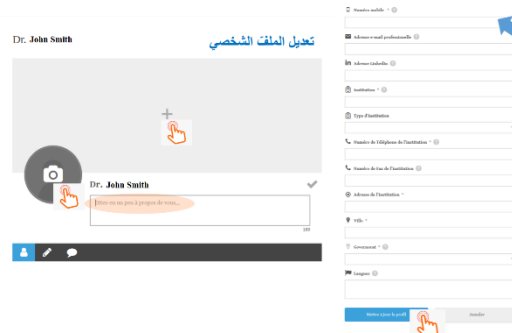
You are now in "Connected" mode and have access to all website pages.

5. If the *connection fails* or you have *forgotten your password*, you can ask to reset it:
 - Click on **"Forgot your password?"** and enter your Username (or E-mail address) that you have used at registration.
 - You will immediately receive a mail in your inbox. (Also check your junk box!!)
 - Choose a new password.

6. In the blue-marine menu, at the top right, you can access the **"My Profile"** page to edit your personal information:



7. Click on the configuration button  : upload a "profile photo", a "cover photo" and edit your personal information

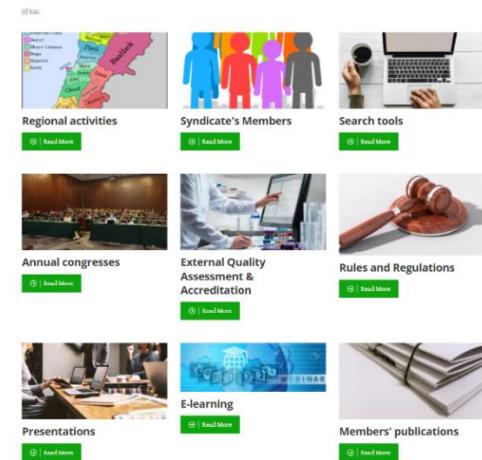


8. In the same blue-marine menu, you can access the page **"MY ACCOUNT"** to edit your account information (First name, Last name, Password).
9. Go to the **"MEMBERS' AREA"** page to access the members-only pages (restricted access):

GO TO MEMBERS' AREA



Member's Area



10. For a complete guide to surfing on the website, check the presentation: [Nouveau site du Syndicat : de la conception jusqu'à la publication](#), by Dr. Najla El Bizri